



200111210101

, Skagit County Auditor

11/21/2001 Page

1 of 11

12:08:59PM

Document Title: Certificate

Election: State General Election

Date: November 6, 2001

Type: GENERAL

SPECIAL

Reference Number:

Grantor:
1. Skagit County Elections

Grantee:
1. Public


OATH OF COUNTY AUDITOR OR SUPERVISOR OF ELECTIONS

STATE OF WASHINGTON,)

ss.

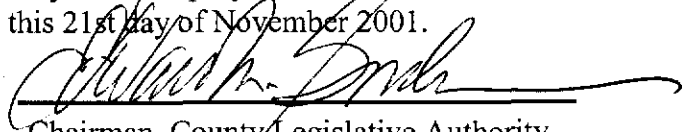
COUNTY OF SKAGIT)

I do solemnly swear that the returns of the State General Election held on November 6, 2001, in Skagit County, State of Washington, have been in nowise altered by additions or erasures and that they are the same as when they were deposited to my office.



County Auditor or Supervisor of Elections
By Chief Deputy Auditor

Subscribed and sworn to before me this 21st day of November 2001.



Chairman, County Legislative Authority
By Skagit County Sheriff

CERTIFICATION OF THE CANVASSING BOARD


STATE OF WASHINGTON,)


ss

COUNTY OF SKAGIT)

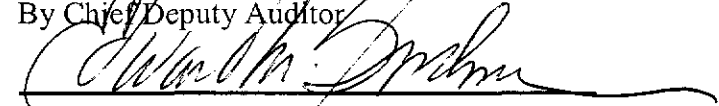
The undersigned officers designated by law as constituting the Canvassing Board for the County of Skagit, State of Washington, hereby certify that this is a full, true, and correct copy of the Abstract of Votes cast at the State General Election held on November 6, 2001, in Skagit County, State of Washington, that the total number of **inactive registered voters** in all precincts was **3,583** and the total of **active registered voters** in all voting precincts was **63,261** and that the total number of **votes cast** in such precincts was **26,362**.

Witness our hand and official seal this 21st day of November, 2001.





County Auditor or Supervisor of Elections
By Chief Deputy Auditor



Chairman, County Legislative Authority
By Skagit County Sheriff



County Prosecuting Attorney



CERTIFICATION OF THE CANVASSING BOARD
La Conner Proposition No. 1
SKAGIT COUNTY, WASHINGTON
November 6, 2001 SPECIAL ELECTION

STATE OF WASHINGTON)

ss.

COUNTY OF SKAGIT)

We the undersigned being the officers designated by law as constituting the Skagit County Canvassing Board, have completed our canvass of the votes as it pertains to the Special Election held in La Conner Town, Skagit County, Washington, within the boundaries of said Town. The total number of registered voters in the Town was 662; the number of ballots cast was 363 and the results were as follows:

La Conner Proposition No. 1



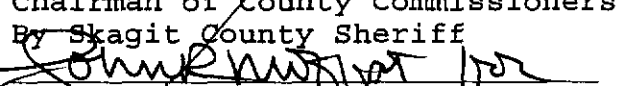
Approved.....217 (59.78%)

Rejected.....146 (40.22%)

The canvass having been completed this 21st day of November, 2001.

NOTE: This Proposition Failed


SKAGIT COUNTY CANVASSING BOARD


County Auditor
By 
Chief Deputy Auditor
Chairman of County Commissioners
By 
Skagit County Sheriff
Prosecuting Attorney


AFFIDAVIT

I do solemnly swear that the above are the full, true and correct returns of the La Conner Proposition No. 1 Special Election, involved in the above election and that they have in nowise been altered by additions or erasures and that they are the same as when they were deposited in my office, so help me God.

ATTEST:


Chairman, Skagit County Commissioners
By Skagit County Sheriff


Skagit County Auditor
by Chief Deputy Auditor



CERTIFICATION OF THE CANVASSING BOARD
Fire Protection District #4 Levy
SKAGIT COUNTY, WASHINGTON
November 6, 2001 SPECIAL ELECTION

STATE OF WASHINGTON)

ss.

COUNTY OF SKAGIT)

We the undersigned being the officers designated by law as constituting the Skagit County Canvassing Board, have completed our canvass of the votes as it pertains to the Special Election held in Fire Protection District #4, Skagit County, Washington, within the boundaries of said Fire Protection District. The total number of registered voters in the District was 662; the number of ballots cast was 575 and the results were as follows:

Fire Protection District #4 Levy
Approved.....311 (54.09%)
Rejected.....264 (45.91%)

The canvass having been completed this 21st day of November, 2001.

NOTE: This Levy Passed

SKAGIT COUNTY CANVASSING BOARD

[Signature]
County Auditor
By *[Signature]*
Chief Deputy Auditor
Chairman of County Commissioners
By *[Signature]*
Skagit County Sheriff
[Signature]
Prosecuting Attorney

AFFIDAVIT

I do solemnly swear that the above are the full, true and correct returns of the Fire Protection #4 Levy Special Election, involved in the above election and that they have in nowise been altered by additions or erasures and that they are the same as when they were deposited in my office, so help me God.

ATTEST:

[Signature]
Chairman, Skagit County Commissioners
By Skagit County Sheriff

[Signature]
Skagit County Auditor
by Chief Deputy Auditor



200111210101
Skagit County Auditor

CERTIFICATION OF THE CANVASSING BOARD
Partial-County Library District Measure
SKAGIT COUNTY, WASHINGTON
November 6, 2001 SPECIAL ELECTION

STATE OF WASHINGTON)

ss.

COUNTY OF SKAGIT)

We the undersigned being the officers designated by law as constituting the Skagit County Canvassing Board, have completed our canvass of the votes as it pertains to the Special Election held in the unincorporated area of the Concrete School District, Skagit County, Washington, within the boundaries of said area. The total number of registered voters in the area was 3,333; the number of ballots cast was 958 and the results were as follows:

Partial-County Library District Measure

Approved.....600 (62.63%)
Rejected.....358 (37.37%)

The canvass having been completed this 21st day of November, 2001.

NOTE: This Measure Passed

SKAGIT COUNTY CANVASSING BOARD

[Signature]
County Auditor
By *[Signature]*
Chief Deputy Auditor
Chairman of County Commissioners
By *[Signature]*
Skagit County Sheriff
[Signature]
Prosecuting Attorney

AFFIDAVIT

I do solemnly swear that the above are the full, true and correct returns of the Partial-County Library District Measure Special Election, involved in the above election and that they have in nowise been altered by additions or erasures and that they are the same as when they were deposited in my office, so help me God.

ATTEST:

[Signature]
Chairman, Skagit County Commissioners
By Skagit County Sheriff

[Signature]
Skagit County Auditor
by Chief Deputy Auditor



Total Number Voting	Percent Turnout	Precincts Reporting	Total Precincts	Percent Completed
26,362	41.67%	124	124	100.00 %

Short Format Report - Jurisdiction Wide
11/06/2001

GENERAL ELECTION
11/21/2001 9:33:39AM Page:

1 of 6

All Total Groups
Skagit County Elections

Official Results

<u>Race</u>	<u>Candidate</u>	<u>Votes</u>	<u>Percent</u>
INITIATIVE 747	YES	16,293	62.47 %
	NO	9,789	37.53 %
INITIATIVE 773	YES	16,966	65.09 %
	NO	9,100	34.91 %
INITIATIVE 775	YES	15,302	59.77 %
	NO	10,298	40.23 %
JOINT RESOLUTION 8208	APPROVED	17,618	70.31 %
	REJECTED	7,441	29.69 %
HOUSE JOINT RESOLUTION 4202	APPROVED	10,441	42.61 %
	REJECTED	14,065	57.39 %
FIRE PROTECTION DIST. #4 LEVY	APPROVED	311	54.09 %
	REJECTED	264	45.91 %
PARTIAL-COUNTY LIBRARY DIST. MEASURE	APPROVED	600	62.63 %
	REJECTED	358	37.37 %
COUNTY AUDITOR	JACKIE BRUNSON	10,823	44.76 %
	NORMA HICKOK-BRUMMETT	13,356	55.24 %
CONSERVATION DIST. SUPERVISOR P1	JANET E. MCRAE	17,819	100.00 %
ANACORTES MAYOR	BILL CARLISLE	1,161	26.19 %
	H. DEAN MAXWELL	3,272	73.81 %
ANACORTES COUNCIL-AT-LARGE P4	HAROLD (BUD) ROCK	3,323	100.00 %
ANACORTES COUNCIL-AT-LARGE P5	CYNTHIA RICHARDSON	2,430	61.29 %
	MARILYN OSHIRO	1,535	38.71 %
ANACORTES COUNCIL-AT-LARGE P6	TERRY CHRISTIANSEN	3,122	100.00 %
ANACORTES COUNCIL-AT-LARGE P7	RAY L. SIZEMORE	2,951	100.00 %
BURLINGTON COUNCIL-AT-LARGE	BILL ASLETT	763	100.00 %



200111210101
Skagit County Auditor

Official Results

<u>Race</u>	<u>Candidate</u>	<u>Votes</u>	<u>Percent</u>
BURLINGTON COUNCIL WARD 4	GARNOR O. BENSEN	764	100.00 %
BURLINGTON COUNCIL WARD 5	CHRIS LOVING	774	100.00 %
BURLINGTON COUNCIL WARD 6	HELEN M. DOYLE	787	100.00 %
CONCRETE MAYOR	ROBIN L. FEETHAM	112	100.00 %
CONCRETE COUNCIL P1	JACK R. MEARS	129	100.00 %
CONCRETE COUNCIL P3	LEE MARQUETTE ROY CORNELIUS	68 81	45.64 % 54.36 %
CONCRETE COUNCIL P4	EUGENE G. (GENE) WILLIAMS	145	100.00 %
CONCRETE COUNCIL P5	ROBERT E. STAFFORD	121	100.00 %
HAMILTON COUNTIL P4	JANICE L. GIBSON	36	100.00 %
HAMILTON COUNTIL P5	BARBARA DILLS	36	100.00 %
LA CONNER PROPOSITION NO. 1	APPROVED REJECTED	217 146	59.78 % 40.22 %
LA CONNER COUNCIL P2	MARY M. LAM PEGGY PEARSON	186 161	53.60 % 46.40 %
LA CONNER COUNCIL P3	JACQUES BRUNISHOLZ PHIL PERRY	136 227	37.47 % 62.53 %
LA CONNER COUNCIL P4	ALAN J. EDSON LINDA TALMAN	191 173	52.47 % 47.53 %
LYMAN COUNCIL P1	MARK J. HARRIS GARY GRIFFITH	29 31	48.33 % 51.67 %
LYMAN COUNCIL P2	ELSIE PALMER	55	100.00 %
MOUNT VERNON COUNCIL-AT-LARGE	DONALD G. BOTTLES DALE RAGAN	1,967 2,160	47.66 % 52.34 %



200111210101
Skagit County Auditor

Official Results

<u>Race</u>	<u>Candidate</u>	<u>Votes</u>	<u>Percent</u>
MOUNT VERNON COUNCIL WARD 1	KATHRYN COMBS	3,207	100.00 %
MOUNT VERNON COUNCIL WARD 2	JOHN CHENEY	3,231	100.00 %
MOUNT VERNON COUNCIL WARD 3	ROBERT FIEDLER	3,305	100.00 %
SEDRO-WOOLEY COUNCIL-AT-LARGE	MIKE ANDERSON JANELL SILVES	838 504	62.44 % 37.56 %
SEDRO-WOOLEY COUNCIL WARD 2	DEAN E. MILLER M. A. TONY SPLANE	246 177	58.16 % 41.84 %
SEDRO-WOOLEY COUNCIL WARD 3	THOMAS E. STORRS	139	100.00 %
SEDRO-WOOLEY COUNCIL WARD 6	BRUCE W. GRANDY	160	100.00 %
FIRE COMMISSIONER DIST. 1	DALE RUTAN	121	100.00 %
FIRE COMMISSIONER DIST. 2	KEN ANDERSON	689	100.00 %
FIRE COMMISSIONER DIST. 3	LARRY E. FRIEND	774	100.00 %
FIRE COMMISSIONER DIST. 4	TOM A. STAKKELAND	372	100.00 %
FIRE COMMISSIONER DIST. 5	RONALD BOTT	690	100.00 %
FIRE COMMISSIONER DIST. 6	DWIGHT HILLIER PAUL VANCE	802 534	60.03 % 39.97 %
FIRE COMMISSIONER DIST. 7	DAVE PUGH	68	100.00 %
FIRE COMMISSIONER DIST. 8	JIM KENNEDY	1,345	100.00 %
FIRE COMMISSIONER DIST. 9	ROB GUY	426	100.00 %
FIRE COMMISSIONER DIST. 10	RICHARD LEVY	538	100.00 %
FIRE COMMISSIONER DIST. 11	GREG DUNTON	878	100.00 %
FIRE COMMISSIONER DIST. 12			



200111210101

Skagit County Auditor

<u>Race</u>	<u>Candidate</u>	<u>Votes</u>	<u>Percent</u>
SEDRO WOOLLEY 101 DIRECTOR DIST. 5	MIKE JANICKI	3,243	78.18 %
	MAX ALAWAYS	905	21.82 %
WATER DIST. 1 COMMISSIONER P1	BEN L. CLARK	39	100.00 %
WATER DIST. 1 COMMISSIONER P3	NORM RATHVON	49	100.00 %
CEMETERY DIST. 1 COMMISSIONER	JOHN HASTINGS	797	100.00 %
CEMETERY DIST. 2 COMMISSIONER	JERRY L. ANNETT	957	100.00 %
CEMETERY DIST. 3 COMMISSIONER	EDWARD A. ROMBEEK	199	100.00 %
CEMETERY DIST. 4 COMMISSIONER	MIKE BRIDGMAN	882	100.00 %
CEMETERY DIST. 5 COMMISSIONER	RICHARD FRANK	963	100.00 %
CEMETERY DIST. 6 COMMISSIONER	BEVERLY VAN SLAGEREN	294	100.00 %



200111210101
, Skagit County Auditor

Official Results

<u>Race</u>	<u>Candidate</u>	<u>Votes</u>	<u>Percent</u>
	CHUCK MALLARY	3,622	52.11 %
PORT OF SKAGIT DIST. 1			
	KEVIN E. WARE	7,393	51.12 %
	BRIAN ROLFSON	7,070	48.88 %
ANACORTES 103 DIRECTOR P1			
	MITCH EVERTON	3,932	100.00 %
ANACORTES 103 DIRECTOR P2			
	MICHAEL STARK	2,243	44.10 %
	KATHY PITTIS	2,843	55.90 %
BURLINGTON-EDISON 100 DIRECTOR DIST. 2			
	KEN RICCI	2,104	48.18 %
	R. G. JERRY BENSON	2,263	51.82 %
BURLINGTON-EDISON 100 DIRECTOR DIST. 5			
	PAUL CREELMAN	2,114	46.53 %
	RICHARD SPINK	2,429	53.47 %
CONCRETE 11 DIRECTOR DIST. 1			
	LUCILLE CLAYBO	533	49.81 %
	NATHAN R. SALSEINA	537	50.19 %
CONCRETE 11 DIRECTOR DIST. 5			
	MERLENE BULLER	906	100.00 %
CONWAY 317 DIRECTOR P2			
	DEBRA L. LISSER	593	100.00 %
CONWAY 317 DIRECTOR P3			
	JIM NEHER	559	100.00 %
DARRINGTON 330 DIRECTOR DIST. 1			
	MARY ANN REDDELL	45	100.00 %
DARRINGTON 330 DIRECTOR DIST. 2			
	PETER SELVIG	46	100.00 %
LA CONNER 311 DIRECTOR DIST. 3			
	DAVID B. HEDLIN	1,240	100.00 %
LA CONNER 311 DIRECTOR DIST. 5			
	SUSAN WILBUR	1,096	100.00 %
MOUNT VERNON 320 DIRECTOR DIST. 4			
	WARREN M. GILBERT	4,272	100.00 %
MOUNT VERNON 320 DIRECTOR DIST. 5			
	MARY JUNE CURTIS	4,116	100.00 %
SEDRO WOOLLEY 101 DIRECTOR DIST. 1			
	JIM KALLIO	3,380	100.00 %
SEDRO WOOLLEY 101 DIRECTOR DIST. 4			
	JOHN HINTON	3,277	100.00 %



200111210101

Skagit County Auditor

<u>Race</u>	<u>Candidate</u>	<u>Votes</u>	<u>Percent</u>
	THOMAS C. JENSEN	214	100.00 %
FIRE COMMISSIONER DIST. 13	JIM GROVE	906	100.00 %
FIRE COMMISSIONER DIST. 14	DAVID E. HOLMKVIST	451	100.00 %
FIRE COMMISSIONER DIST. 15	LOWELL E. JONSON	141	100.00 %
FIRE COMMISSIONER DIST. 16	DAN VAN NOTRIC KEVIN P. KLOCKE	67 74	47.52 % 52.48 %
FIRE COMMISSIONER DIST. 17	JIM DUGAN	207	100.00 %
FIDALGO POOL & FITNESS COMMISSIONER P1	ANN MARIE HUMPHREYS	3,953	100.00 %
FIDALGO POOL & FITNESS COMMISSIONER P3	MALCOLM J. MCPHEE, SR.	3,812	100.00 %
FIDALGO POOL & FITNESS COMMISSIONER P4	KIM JENSSEN	3,824	100.00 %
FIDALGO POOL & FITNESS COMMISSIONER P5	SANDRA STILLION	3,756	100.00 %
HOSPITAL DIST. 304 COMMISSIONER P3	GARY KENT	7,190	100.00 %
HOSPITAL DIST. 304 COMMISSIONER P5	BETTY OSBORNE	7,207	100.00 %
HOSPITAL DIST. 1 COMMISSIONER P2	TIM RASCHKO	4,885	100.00 %
HOSPITAL DIST. 1 COMMISSIONER P4	JAMES L. HOBBS	4,893	100.00 %
HOSPITAL DIST. 2 COMMISSIONER P4	LAURIE GERE	4,665	100.00 %
HOSPITAL DIST. 2 COMMISSIONER P5	JIM JERMYN	4,030	100.00 %
PORT OF ANACORTES DIST. 1	RAY NIVER TASKER K. ROBINETTE	3,882 2,864	57.55 % 42.45 %
PORT OF ANACORTES DIST. 2	WILLIAM (BILL) SHORT T. MIKEL HASTY	4,431 1,657	72.78 % 27.22 %
PORT OF ANACORTES AT-LARGE P4	ANNI BROGAN	3,329	47.89 %

